

香港興業電子公司
HONGKONG HINGYIP ELECTRONIC CO.,
興業電子(中國)有限公司 TEL: 0755-83687887
HINGYIP ELECTRONIC (CHINA) CO.,LTD. FAX: 0755-83291852

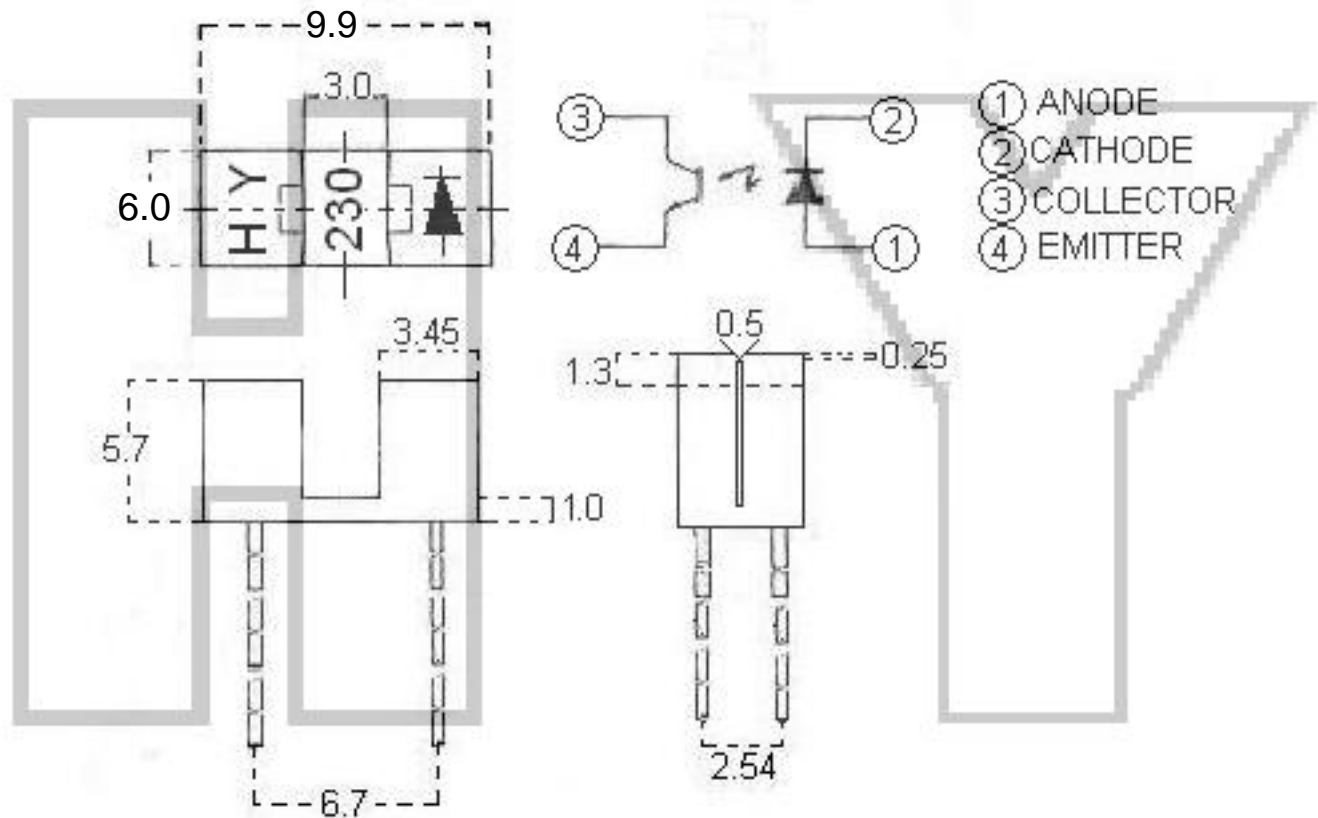
深圳市華強北路華強電子世界二棟 21C126 室 [Http://www.hyzt.com](http://www.hyzt.com) E-mail: hyzt@hyzt.com

FEATURES

- * NON-CONTACT SWITCHING.
- * FOR DIRECT PC BOARD OR DUAL-IN-LINE SOCKET MOUNTING.
- * FAST SWITCHING SPEED.

PACKAGE DIMENSIONS

HY230



NOTES:

1. All dimensions are in millimeters (inches).
2. Tolerance is $\pm 0.25\text{mm}$ ($.010''$) unless otherwise noted.

香 港 興 業 電 子 公 司

HONGKONG HINGYIP ELECTRONIC CO.,

興 業 電 子 (中 國) 有 限 公 司 TEL: 0755—83687887

HINGYIP ELECTRONIC (CHINA) CO., LTD. FAX: 0755—83291852

深 圳 市 華 強 北 路 華 強 電 子 世 界 二 棟 21C126 室 Http://www.hyzt.com E-mail:hyzt@hyzt.com

HY230

ABSOLUTE MAXIMUM RATINGS AT TA=25°C

PARAMETER	MAXIMUM RATING	UNIT
IR Diode Continuous Forward Current	50	mA
IR Diode Reverse Voltage	5	V
Transistor Collector Current	20	mA
Transistor Power Dissipation	75	mW (Note 1)
IR Diode Peak Forward Current (Pulse Wide = 10 μ S, 300 pps)	1	A
Diode Power Dissipation	100	mW (Note 1)
Phototransistor Collector-Emitter Voltage	30	V
Phototransistor Emitter-Collector Voltage	5	V
Operating Temperature Range	-55°C to +100°C	
Storage Temperature Range	-55°C to +100°C	
Lead Soldering Temperature [1.6mm(.063") From Case]	260°C for 5 Seconds	

Note 1: Derate Linearly 1.33mW/°C from 25°C

NOTES:

1. All dimensions are in millimeters (inches).
2. Tolerance is $\pm 0.25\text{mm}$ (.010") unless otherwise noted.

香港興業電子公司

HONGKONG HINGYIP ELECTRONIC CO.,

興業電子(中國)有限公司 TEL: 0755-83687887

HINGYIP ELECTRONIC (CHINA) CO., LTD. FAX: 0755-83291852

深圳市華強北路華強電子世界二棟 21C126室 Http://www.hyzt.com E-mail:hyzt@hyzt.com

TYPICAL ELECTRICAL / OPTICAL CHARACTERISTICS CURVES

(25°C Ambient Temperature Unless Otherwise Noted)

HY230

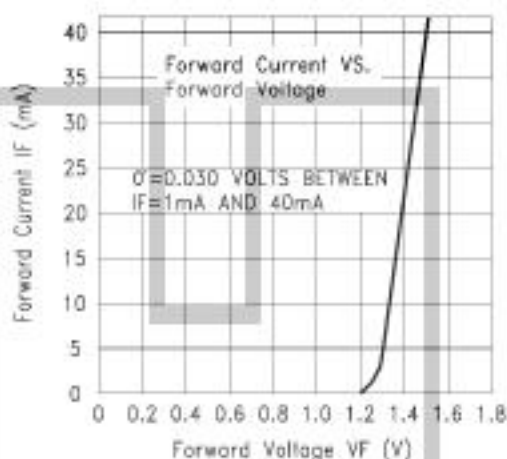


Fig.1 FORWARD CURRENT VS. FORWARD VOLTAGE

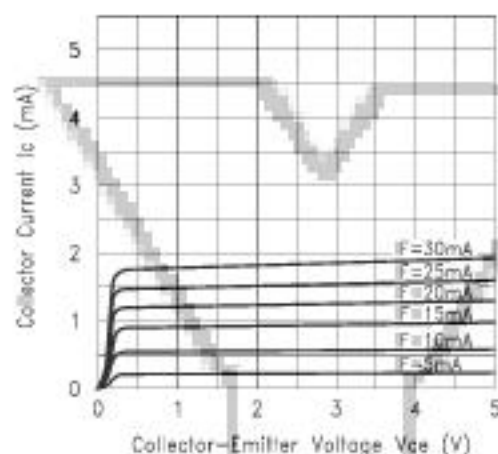


Fig.2 COLLECTOR CURRENT VS. COLLECTOR VOLTAGE

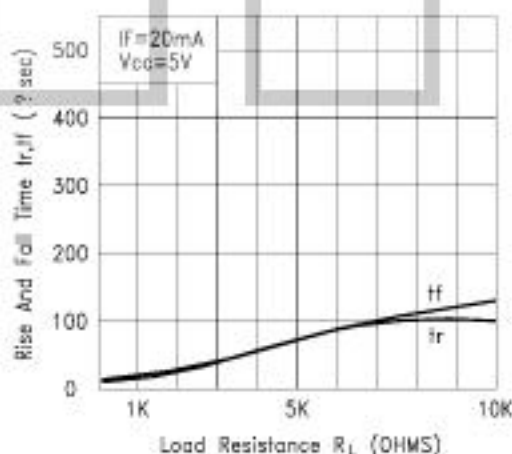


Fig.3 RISE AND FALL TIME VS. LOAD RESISTANCE

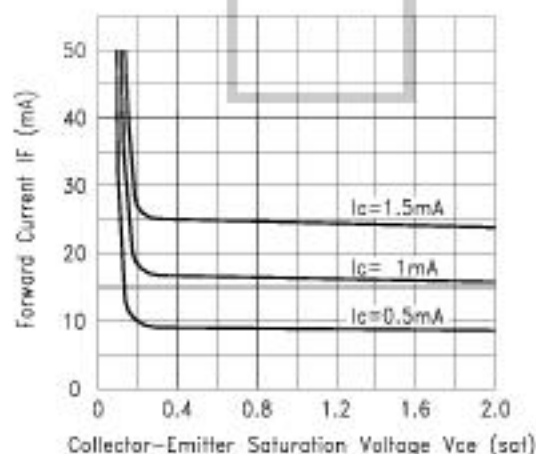


Fig.4 FORWARD CURRENT VS. Collector-Emitter Saturation Voltage

NOTES:

1. All dimensions are in millimeters (inches).
2. Tolerance is $\pm 0.25\text{mm}$ (.010") unless otherwise noted.

香 港 興 業 電 子 公 司

HONGKONG HINGYIP ELECTRONIC CO.,

興 業 電 子 (中 國) 有 限 公 司 TEL: 0755-83687887

HINGYIP ELECTRONIC (CHINA) CO., LTD. FAX: 0755-83291852

深 圳 市 華 強 北 路 華 強 電 子 世 界 二 棟 21C126 室 Http://www.hyzt.com E-mail:hyzt@hyzt.com

HY230

ELECTRICAL OPTICAL CHARACTERISTICS AT TA=25°C

PARAMETER	SYMBOL	MIN.	TYP.	MAX.	UNIT	TEST CONDITION
INPUT LED						
Forward Voltage	V _F		1.2	1.6	V	I _F = 20mA
Reverse Current	I _R			100	μA	V _R = 5V
OUTPUT PHOTOTRANSISTOR						
Collector-Emitter Breakdown Voltage	V _{(BR)CEO}	30			V	I _C = 1mA
Emitter-Collector Breakdown Voltage	V _{(BR)ECO}	5			V	I _E = 100 μA
Collector-Emitter Dark Current	I _{CEO}			100	nA	V _{CE} = 10V
COUPLER						
Collector-Emitter Saturation Voltage	V _{CE(SAT)}			0.4	V	I _C = 0.2mA I _F = 20mA
On State Collector Current	I _{c(ON)}	0.4		2.4	mA	V _{CE} = 5V I _F = 20mA

NOTES:

1. All dimensions are in millimeters (inches).
2. Tolerance is ±0.25mm(.010") unless otherwise noted.